



LASER STATION

LW2

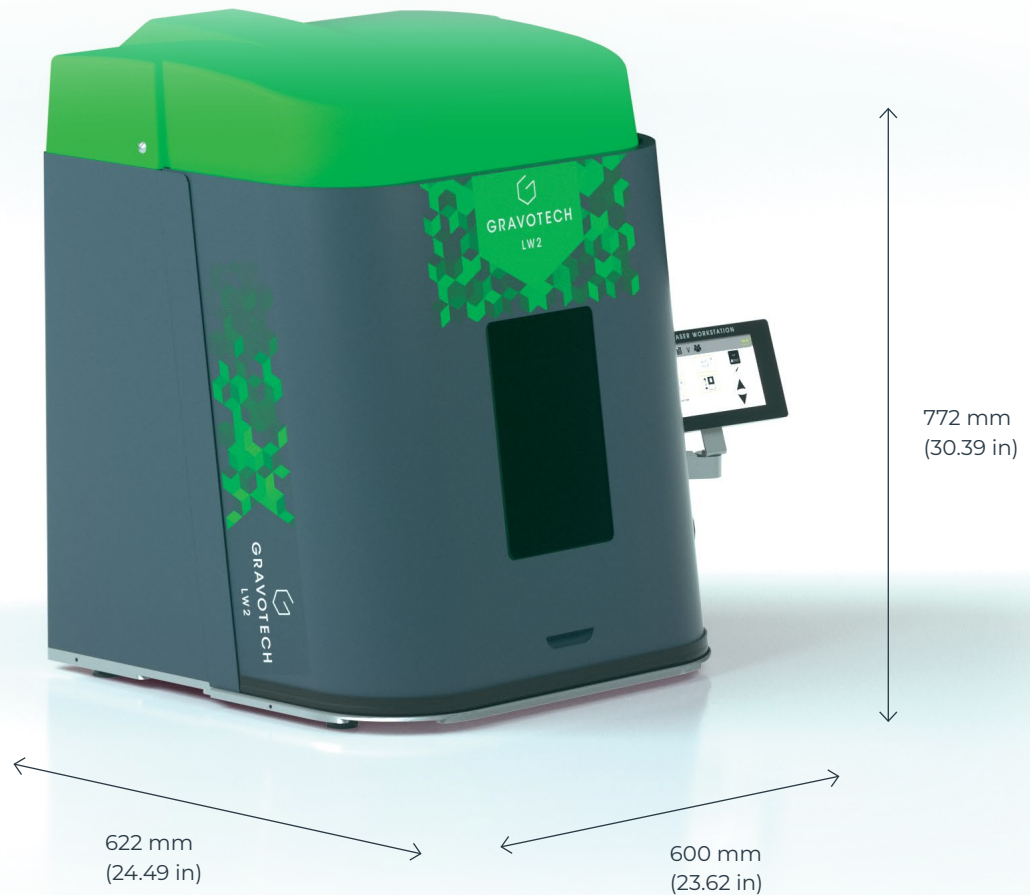


GRAVOTECH

by  **BRADY**



The most complete laser station for permanent marking. From unit to small batch production to integration in a robotic cell. Compatible with Fibre, Hybrid, MOPA or Green source.



TOUCH SCREEN

Just press the touch screen and the LW2 station takes care of the rest! The door closes automatically, the laser is positioned at the right focus height, the marking is done in a few seconds and the door opens. This laser station does not require training. All you have to do is prepare your marking sheets and load them into the station via the USB port.

COMPLETE SAFETY

The safety of the operator is our priority. The laser marking station is certified as class 1 laser product, meeting all safety requirements, allowing use in unrestricted environments: integrated fail-safe relay, protective glass, door closure security, emergency stop, door fitted with sensors and anti-pinch system, integrated extraction and filtration solution to protect users from dust and smoke. Mechanic and electronics are fully protected in a sealed box. Integrated alarms and controls.


FLEXIBILITY

Large marking area with 3 sided door, marking of a large variety of parts, from small to big parts, from simple to complex shapes. LW2 is compatible with all laser sources to offer you the possibility to mark on any type of material. We propose 2 software choices for the creation and control of your marking station to adapt to your needs and various and varied applications: Lasertrace & Gravostyle™.

SEE OUR VIDEO




KEY FEATURES



Unit marking

The LW2 includes touch screen aids for easy setup. Use the height adjustment buttons to set the correct focal distance, or program the correct height for auto-adjustment. Simulation mode displays the exact marking position on the part.



Batch marking


The LW2 is fully programmable for automation: supervisors can pre-record marking files and process parameters (height, serialization, I/Os, etc.), so that operators simply launch the job at the press of a button.



Fast-paced marking in the production cell

The marking station is controlled remotely thanks to dedicated and programmable I/Os. It can be integrated into a robotic cell and associated with robots or cobots.

The door opening/closing speed has been optimized to just 2 seconds, and the durability of components has been reinforced to support high-volume production in demanding industrial environments.



PERSONALIZATION WITH LW2


Thanks to its large working space and set of accessories*, the LW2 combines the speed of galvo technology with the endless possibilities of personalization. With its protective enclosure, you can comfortably engrave sets of gifts, metal bottles, pens, and jewelry, quickly enhancing the perceived value of your products.

*Rotary device, pin table, jigs, easy fix pack.

LEARN MORE
ABOUT LW2




SOFTWARE



Lasertrace

- All 2D code formats: Datamatrix, QR codes, UID and UDI, 1D-2D barcodes, etc.
- Serial numbering and codification: counter, variables, shift codes, timestamping, etc.
- Multilingual & Unicode
- Library of pre-sets by material, marking colour chart
- Link to databases: ODBC, Excel, ASCII, etc.
- Import PLT, PDF, DXF, SVG, DWG files
- Job control: auto log files, historic, duplicates, quality check



Gravostyle™

- Import, create and retouch your logos, texts, photos
- Engraving several items at once with variables, in relief and 3D
- Compatible with all file types: EPS, JPEG, PNG, BMP, PDF, DXF, etc.
- Advanced engravings: photos, bas-relief, specific tool path
- Built-in wizards and tutorial videos
- Mark with any font in any language

EQUIPMENT



Intuitive touchscreen
computer-free automatic mode




Fume extraction to protect users
from dust and smoke




Barcode / 2D reader



3D marking

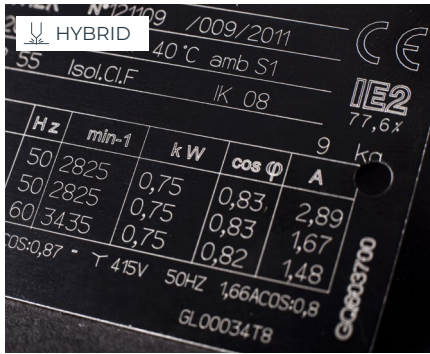


Focusing diode



Rotary device for cylindrical part marking


APPLICATIONS



ID plates




General mechanics




Tools



Electrical components



Automotive & aerospace



Medical

SERVICE & SUPPORT



Training

Standard or customized training sessions, at your place or online.



Technical support

Gravotech experts dedicated to support and guide you.



Maintenance

Gravotech has established a dedicated program for each machine type, including cleaning, adjustments, safety checks and more.

MAKE YOUR SAMPLES



TECHNICAL DATA

LW2

Model	LW2 FIBER	LW2 GREEN	LW2 HYBRID	LW2 MOPA
Laser technology	Fiber	DPSS	DPSS	MOPA
Power	20 / 30 / 50 W	5 W	10 / 20 W	30 / 60 W
Peak power	10 kW	70 kW	60 kW	30 W: 16 kW 60 W: 22 kW
Frequency	30-60 kHz or 2-200 kHz	10-100 kHz	10-100 kHz	1-4,000 kHz
Speed	Up to 10,000 mm/s (393.7 in/s)	Up to 3,000 mm/s (118.1 in/s)	Up to 3,000 mm/s (118.1 in/s)	Up to 3,000 mm/s (118.1 in/s)
Z Axis type	Motorized & programmable			
Z axis stroke	295 mm (11.614 in)			
Door type	Automatic			
Available lenses & marking area	F100: 65 x 65 mm (2.56 x 2.56 in) F160: 110 x 110 mm (4.33 x 4.33 in) F254: 175 – 175 mm (6.89 x 6.89 in) F330: 205 x 205 mm (8.07 x 8.07 in)	F160: 110 x 110 mm (4.33 x 4.33 in) F254: 150 x 150 mm (5.9 x 5.9 in)	F160: 110 x 110 mm (4.33 x 4.33 in) F254: 175 x 175 mm (6.89 x 6.89 in)	F100: 65 x 65 mm (2.56 x 2.56 in) (on request) F160: 110 x 110 mm (4.33 x 4.33 in) F254: 175 – 175 mm (6.89 x 6.89 in) F330: 205 x 205 mm (8.07 x 8.07 in) (on request)
Max object size & weight (L x W x H)	502 x 477 x 322 mm & 25 kg (19.8 x 18.8 x 12.7 in & 55 lbs) (depending on the focal length)			
Machine dimensions & weight (L x W x H)	600 x 622 x 772 mm & 60 kg (23.62 x 24.49 x 30.39 in & 132.3 lbs)			
Communication Interfaces (standard)	Ethernet TCP/IP; Terminal block 8I / 8O; Laser Safety Dedicated I/O; RS232; USB			
Operating temperature	10-40°C (50-104°F)	15-35°C (59-95°F)	15-35°C (59-95°F)	10-40°C (50-104°F)
Humidity level	10 - 85 %			
Rated power consumption - Rated voltage	800 W 100 - 240 VA			
Laser safety classification	Class 1 Door Closed / Class 2M door open (Aiming Diode)			



contact@gravotech.com
 +33 (0) 4 78 55 85 50
www.gravotech.com

GRAVOTECH MARKING
 466 rue des Mercières - Z.I. Perica
 69140 Rillieux-la-Pape
 France

Distributed by:



Follow us:



gravotech.off



Gravotech Group



Gravotech



Gravotech - Gravograph